

# Learning to Read Music!

## Week 1

### Song 1



This is how I learn to sing; I'll soon sing most an - y - thing!  
Same, same, same, same, up a step, up then down then up a - gain!

### Song 2



Sing a scale right up to the top. Sing it back down a - gain and stop.  
1 2 3 4 5 6 7 8 8 7 6 5 4 3 2 1  
Do re mi fa so la ti do do ti la so fa mi re do

### Song 3




Wa - tching notes is kind of fun! Sing - ing, sing - ing 'til we're done!  
1 2 1 2 1 2 1 2 3 2 3 3 2 1  
Do re do re do re do re mi re mi mi re do

### Song 4



I can sing these notes so small; they're not hard at all!  
1 1 1 1 2 2 2 3 4 3 2 1  
Do do do do re re re mi fa mi re do

### Song 5



Sing right up to num - ber five, makes me glad to be a - live!  
1 2 3 4 5 5 5 5 4 3 2 1 1 1  
Do re mi fa so so so so fa mi re do do do

# Learning to Read Music!

## Week 2

### Song 1



Watch these notes so care - ful - ly: They go up and down you see.  
Start, up, up, up, up, and down; down, up, down, down, down, same, down.

### Song 2




Read - ing mu - sic I can do! E - very note makes this song new.  
1 2 1 2 3 4 ? 6 5 4 3 2 2 1  
Do re do re mi fa ? la so fa mi re re do

### Song 3



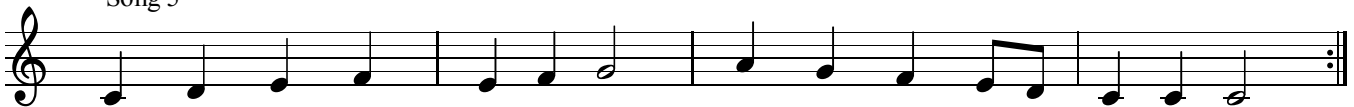
This is a song with a lot of eighth notes. Hear all the good sounds com-ing from our throats.  
1 ? ? ? ? ? 2 ? ? ? 3 ? ? ? 4 5 4 3 2 1  
Do re mi fa so fa mi re do

### Song 4



Sing - ing up a hill takes a lot of skill.  
1 ? 3 ? 5 5 ? ? ? 1  
Do mi so so do

### Song 5

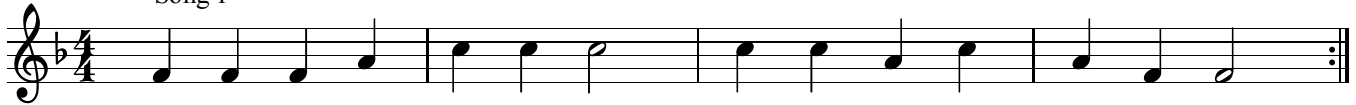


Sing "Fa, la, la, fa, la, la." Laugh "Ho, ho, he, he, ha, ha, ha."  
1 3 6 1  
Do mi la so do

# Learning to Read Music!

## Week 3

### Song 1



Learn to sing a ma - jor chord, when you sing you won't be bored.  
1 1 1 3 5 5 5 5 5 3 5 3 1 1  
Do do do mi so so so so so mi so mi do do

### Song 2



One, three, five, eight, five, three, one. C chord is a lot of fun.  
1 3 5 8 5 3 1 1 3 5 8 5 3 1  
Do mi so do so mi do do mi so do so mi do



Climb-ing up a moun-tain, com-ing down. Up and down and up and down and up and down a - gain.  
1 2 3 4 5 5 5 3 1 1 2 3 2 1 2 3 2 1 3 5 3 1  
Do re mi fa so so so mi do do re mi re do re mi re do mi so me do

### Song 4



Time to sing! Let it ring!  
5 3 1 5 3 1  
So mi do so me do

### Song 5



Work - ing on my sing - ing skill, read - ing mu - sic is a thrill.  
1 2 3 5 3 1 2 1  
Do re mi so mi do re do



# Learning to Read Music!


## Week 5

### Song 1




With the dawn of each new day, "Thank you, Lord!" is what I say.  
1 5 6  
Do mi so la

### Song 2



Start on five then sing a chord. Learn-ing how to read a song is a great re-ward.  
5 1  
So do do

### Song 3



When I sing a brand new song, mov-ing up and down, each note has a spec-ial tone, makes a love-ly sound!  
1 4 2 5 1  
Do fa re fa so do

### Song 4



God gave me a voice, I will sing for Him. Here and ev-r'y where, let His praise be-gin!  
1 1 3 1 1  
Do so mi do

### Song 5



Jump - ing high - er as I go, then I end with "so," "do."  
1 5 1  
Do so so do

# Learning to Read Music!

## Week 6

### Song 1




How I love to sight read each new song! Makes me want to sight sing all day long

1 3 5 3 3

Do mi so mi mi

### Song 2




Hal-le, Hal-le-lu-jah, hal-le-lu-jah, Hal-le-lu-jah, hal-le-lu-jah!

1 8 7 6

Do mi re me fa so do ti la so

### Song 3



Sing a sil-ly, sing a sil-ly, sing a sil-ly tune. Tak-ing off, I'm tak-ing off, I'm head-ing for the moon.

1 5 3 4 5 5 1

Do fa re fa so do

### Song 4



Off beat is off beat, in it's re-la-tion, We call this rhy-thm syn-co-pa-tion.

1 3 5

Do mi so

### Song 5



Oct-ave leaps are ver-y wide, mas-ter them and sing with pride.

1 8 1 3 5 1

Do do do mi so do

# Learning to Read Music!

## Week 7

### Song 1

Sing a C chord "C" "E" "G" then step down and up and down back to "C."  
1 3 5 8 4 3 2  
Do mi so do fa mi re

### Song 2

Jump-ing a - round the staff, learn-ing how to sing! Check out this mel-o - dy, see how I am do - ing.  
5 3 4  
So mi la mi so fa

### Song 3

Sing on 1 and then on 2 then sing 4 5 6 5. Go to sev'n then think of heav'n, be grate-ful you're a - live.  
1 6 4 1  
Do mi la la la ti so fa do

### Song 4

Dot - ted quar - ter notes have lit. This is how this song is built.  
5 5  
So la so

### Song 5

Ma - ry had a lit - tle lamb. Har - ry had a chub - by clam.  
3  
Mi

# Learning to Read Music!

Week 8

## Song 1

Dee-dle, dee-dle, dump - ling, my son John went to bed with his stock-ings on.  
1 5  
Do so

## Song 2

Wal-la Wal-la Wash-ing-ton, what a fun-ny name. Wal-la Wal-la Wash-ing-ton, what a claim to fame.  
5  
So fa re fa re

## Song 3

Pe-ter Pi-per picked a peck, a peck of pick-led pep - pers. Pe-ter gave his pick-les to some cam-pers.  
3 6 4 1  
Mi la fa

## Song 4

'Round the rough and rug - ged rock the rag - ged ras - cal ran.  
3 4  
Mi fa

## Song 5

The sixth sick sheik's sixth sick sheep's sick. The sick sheep's sixth sheik's sixth stick shrieks.  
3  
Mi



# Learning to Read Music!

Week 9

## Song 1

Aard-vark, ost-rich, plat-y-pus, e-mu, do-do, oct-o-pus, nar-whal, do-do, al-pa-ca, kook-a-bur-a, wal-rus.  
1  
Do

## Song 2

This part goes down then up a bit. Then this part does the opp-o-site.  
5 3  
So mi

## Song 3

Sing a C chord plain-ly: C, G, E, G, E, C. This is how we sight sing mu-sic beau-tif-ly  
1 5 3 5 2  
Do so mi so re

## Song 4

Take some time to sing and play be-fore time flees a-way.  
3  
Mi

## Song 5

Sing this mu-sic, till it's all done, up the scale then end on three, two, one!  
1  
Mi